

Abstract of Annual Report 2022

Members' Assembly, 28th June 2023





AGENDA

Executive Summary

2022 in figures

Activity focus:

- Fundraising and expenditure
- Programs in Italy and in the rest of the world
- Our Staff
- Volunteers
- Communication

Balance Sheets

SC Italy in 2022

Executive Summary (1/4)

HIGHLIGHTS

- 2022 total income, equal to €148.1M, grew by 11% compared to the previous year (€133.2M in 2021).
- Funds from **Individual Donors** grew by 5.6% (€109.5M vs €103.7M). The growth in revenues from *regular donor base* (+4% vs 2021), *major donors and legacies* (+18% vs 2021) and especially from *One-off donors* (+36% vs 2021), was mainly driven by emergency responses.
- Among the activities with **High Roi** (*Return On Investment*), equivalent to 34% of total revenues for a total amount of €51M (+25% vs 2021), there was an increase of 14.7% from **Corporate donors & Foundations** (€17.5M vs €15.3M) - with the response of Ukraine emergency that has reactivated donors in the pipeline and attracted prospect donors - and 53% from **Institutions and other NGOs** (€20.3M vs € 13.2M), thanks to the consolidation of our positioning with key and strategic institutional donors such as the European Commission (DG DEVCO / NEAR* and DG ECHO**), the Italian Cooperation and Development Agency (AICS***) within the Italian Ministry of Foreign Affairs, the International Organization for Migration (IOM) and the French Ministry of Foreign Affairs.
- Due to the strong growth in institutional funding and funds raised for emergencies, the percentage of unrestricted funds has fallen to 53% (vs 56% in 2021), while remaining above the average of the other Save the Children's members.
- The organizational efficiency index (**cost-ratio**: being the percentage of program expenditure over total expenditure) improved by two percentage points to **79.8%** (vs 77.9% in 2021); **17%** (vs 18.8%) were allocated to **fundraising and communication**; **3.2%** was allocated to **admin and support costs** (vs 3.3% in 2021). For every euro spent in fundraising, the Organization has collected/raised 5.4 euros (*0.18 the ratio of fundraising efficiency*).

*Development Cooperation/European Neighbourhood Policy And Enlargement Negotiations; ** European Civil Protection and Humanitarian Aid Operations; ***Agenzia Italiana Cooperazione e Sviluppo

SC Italy in 2022

Executive Summary (2/4)

PROGRAMS

- In 2022, through its network of 30 member offices and Save the Children International, Save the Children global movement supported **87.1 million people** (+16% vs 2021), of whom 48.8 million children (+13.5% vs 2021) in 116 countries. Save the Children Italia contributed with a total program expenditure of **€116.6M** (+14% vs 2021), of which **€88M** to implement projects around the world (+11%) and **€23.9M** for domestic projects, whereas the remaining **€4.7M** were invested into Campaigning, indirect and other activities costs.
- Most part of the International Programs budget, **€70.7M**, was used to fund **156 projects** in **30 countries** to promote wellbeing of children more at risk, both in development (e.g. in India or Mozambique) and humanitarian contexts (e.g. in Ethiopia, using also institutional donors' support). Over **€17M** were invested in global funds - and in particular in the *Humanitarian Fund* and *Safe Back to School and Learning Fund* - which allowed Save the Children Italia to contribute respectively to **117 humanitarian responses** in **57 countries** and **29 projects**.
- Our **domestic work** counted **107 projects**. Thanks to the support of our **72 implementing partners**, we reached over **148,000 people throughout Italy** (+32.5% vs 2021), among whom over 110,000 (+45 vs 2021) are the most vulnerable children and adolescents in the country. Throughout our programs, during the year we have: ensured educational support in both school and out-of-school contexts to prevent and combat early school leaving; assisted the most vulnerable or socio-economically disadvantaged families, with tailor-made interventions based on their specific needs; ensured protection to migrant children fleeing from areas affected by war or extreme poverty with our activities at the borders and in big cities; promoted growth and integration paths for children with a difficult and often painful past. Finally, we have implemented interventions for children and adolescents who are victims of witnessed violence.

SC Italy in 2022

Executive Summary (3/4)

ADVOCACY

- In 2022 we **influenced changes of policies and practices** on children and adolescents by public and private actors both at a national and international level. Among them:
 - We obtained the permanent establishment of the **Youth4Climate conference** and accompanied the Youth Movement for Save the Children in a **capacity building process** on the climate crisis issue, to support their participation in decision-making processes on climate at national and international level. We ensured the participation of the **Italian Special Envoy for Climate Change** in the round table organized by Save the Children with young people from various Italian associations so that they could convey their requests to the government before **COP27**. For the first time Save the Children Italy participated to a COP. As part of the **Generation Hope** global campaign, we carried out a consultation in Italy to collect the opinion of boys, girls, adolescents and young people with respect to climate change and inequalities, the results of which were merged into a report and presented to representatives of the Ministry of Environment and Energy Security. We continued to work on priority issues such as education, the protection of children in conflict, in emergencies and in migration, the rights of children involved in child labor and financing for development cooperation.
 - We established a dialogue with the **Italian Parliament and Government**, that took office in October 2022. With the approval of the **Annual Budget Law**, we obtained: a commitment from the Government to set a minimum standard for free access to **school canteens for primary school students at risk of poverty**; the increase from 30% to 80% of the one-month **parental leave allowance** extension, alternatively to both parents; the inclusion of the reference to **digital competences**, together with STEM competences, in the Ministry of Education and Merit initiatives to promote their learning. In June 2022, we obtained the inclusion of references to the **enhancement of teachers in areas at risk of school drop-out** and to teachers' training/upgrading on students' participation into the regulations regarding the implementation of the National Recovery and Resilience Plan. We also contributed to the government's **National Child Guarantee Action Plan** (Child Guarantee implementation). With the "*Migrant Children Table*", coordinated by Save the Children Italy, we obtained the issuance of the **most relevant implementing decree of Law 47/2017**, which adapts the rules on residence permits for Unaccompanied Foreign Children and new adults. Also, we took part in the institutional tables on the Ukraine emergency, giving input to the Commissioner Delegate's UASCs Plan.

SC Italy in 2022

Executive Summary (4/4)

COMMUNICATION & CAMPAIGNING

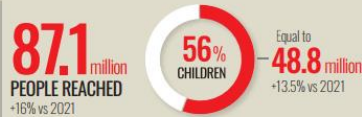
- In 2022, we launched several campaigns to raise awareness. The 3 main ones were: ***Impossible 2022***, ***Stop the War on Children***, ***Hunger Emergency***. Around these initiatives, communication activities and material production, press office, celebrity involvement and content creation were developed, with an effort of coordination and integration between the various types of media.
- **Media items** in 2022 grew by 6% compared to 2021, contributed to positioning Save the Children as an influential leader in children rights and consolidating Save the Children's presence both in mainstream and generalist media and in new media, in particular thanks to the strengthening of digital communication. The brand awareness was confirmed stable at 94%.

OUR STAFF & ORGANISATION

- Our staff in 2022 counted **349 members** (+10% vs 2021).
- **4,735** volunteers in the database (+13.5% vs 2021), between regular (non-occasional) and occasional volunteers. Those who carried out at least one action during the year were **1,467** and donated a total of **45,496 hours** of their free time. In particular, 1,073 people were involved as non-occasional volunteers (*participating in activities or services that provide for a minimum continuity of at least 3 months*) in our domestic programs in **3 main activities**: Volunteers for Education, support for other domestic programs and legal volunteering.
- **Child Safeguarding Policy: 72 reports** were **handled** in 2022, related to suspected child abuse. Of these, 70 reported suspected maltreatment by persons not connected to our organisation (e.g. family members, teachers, peers); 2 reports concerned staff of our partners. The first, for suspected sexual harassment, has been reported to the judicial authorities and is under investigation. The partner immediately adopted preventive measures in favor of the beneficiary minors, in line with the Italian legislative and labor law framework and in agreement with the judicial authorities; the second, relating to the violation of the rule of not maintaining continuous relationships with the beneficiaries using personal online communication tools, was proven and provided for the internal strengthening of the partner's procedures in order to avoid the repetition of these violations and the relocation of the person on tasks more suited to his profile.

2022 IN FIGURES

THROUGH THE WORK WITH ITS PARTNERS
SAVE THE CHILDREN GLOBAL MOVEMENT
HAS SUPPORTED:




of whom **34.9** million people reached
in humanitarian context

TOTAL REACH PER THEMATIC AREA (millions of people)*	
Child poverty and food security	9.3
Protection	7.5
Education	11.3
Health and Nutrition	61.5
Child rights and participation	1.6

*The total number of adults and children reached in all thematic areas is greater than the total reach figure (87.1) because some people benefited from cross thematic interventions.

SAVE THE CHILDREN ITALY SUPPORTED:



THROUGH A GLOBAL DEDICATED FUND,
CONTRIBUTED TO:



IN ITALY SAVE THE CHILDREN HAS
IMPLEMENTED AND SUPPORTED:



FUNDRAISING AND EXPENDITURE



HOW WE SPEND EACH EURO



DONORS, VOLUNTEERS & STAFF



COMMUNICATION & CAMPAIGNS



ITALIANS WHO KNOW US
IPSOS, Public Affairs, september 2022

Marisa Saverio per Save the Children





ACTIVITY FOCUS 2022

Highlights on fundraising and expenditure, programs, staff, volunteers and communication.



Income (1/3)

Overview

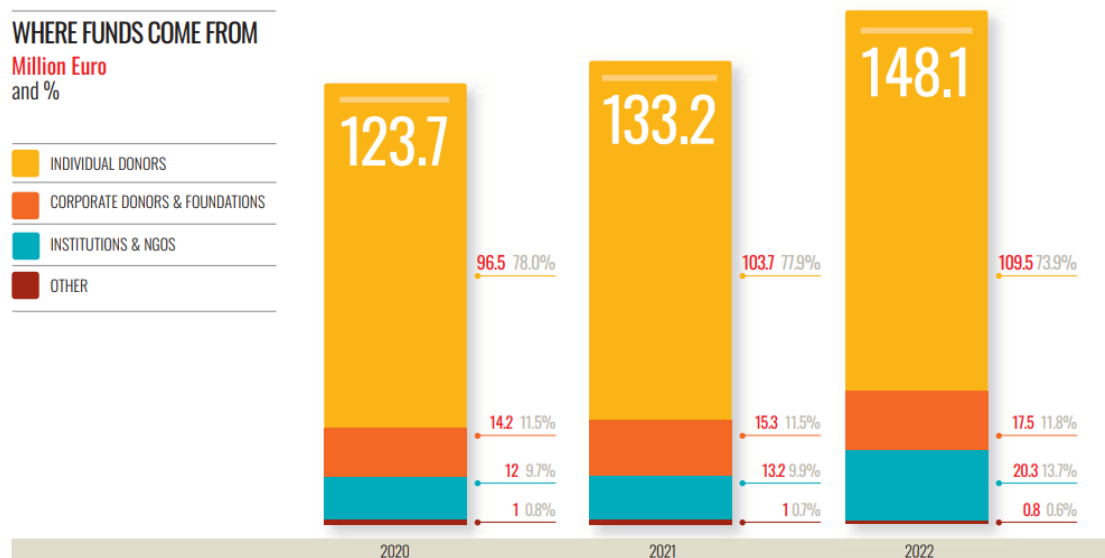
About 85% of the total income is raised from **Private donors** (Individual donors + Corporate donors & Foundations).

- Funds from **Individual Donors** grew by 5.6% vs 2021, with an increase of almost €6M.
- Income from **Corporate donors & Foundations** also grew by 14.7% vs 2021.

In 2022, the **total number of donors** supporting Save the Children grew by 14% compared to 2021 (+4% regular donors and +35.6% one-off donors).

WHERE FUNDS COME FROM

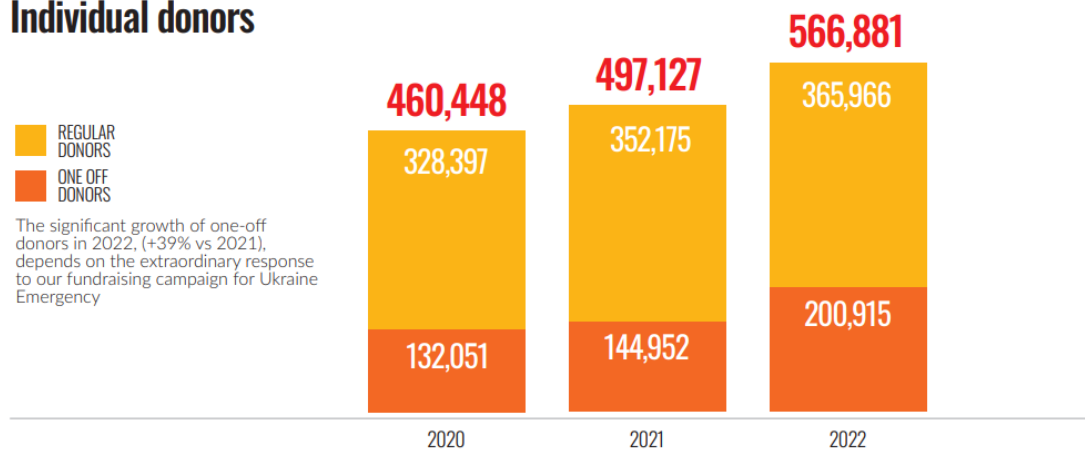
Million Euro and %



Individual donors

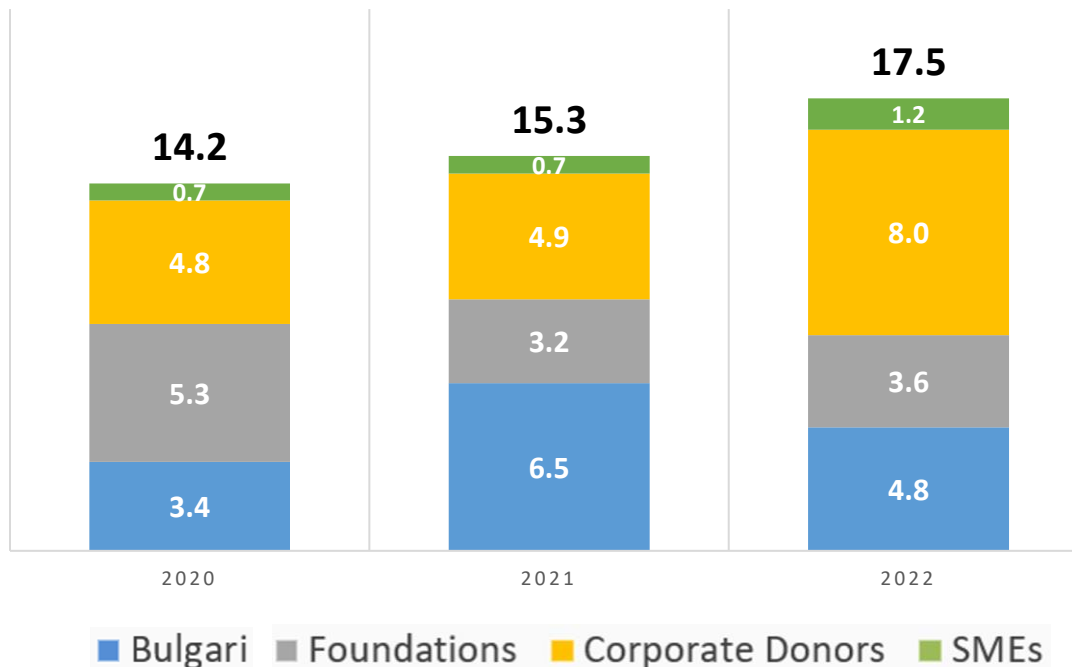


The significant growth of one-off donors in 2022, (+39% vs 2021), depends on the extraordinary response to our fundraising campaign for Ukraine Emergency



Income (2/3)

Corporate donors & Foundations



Income from **Corporate donors and Foundations** in 2022 amounted to **€17.5M** (+14.7% vs 2021).

- The **Ukraine Emergency** has reactivated donors in the pipeline and attracted new donors. Specifically:
 - Increase in the number of donations but only 6 companies with donation = > €100K;
 - Good acquisition of new partnerships;
 - Good loyalty of existing partnerships;
 - Consolidation of the Foundations sector;
 - SMEs income almost doubled
- **Bulgari partnership revenues** in line with forecasts.

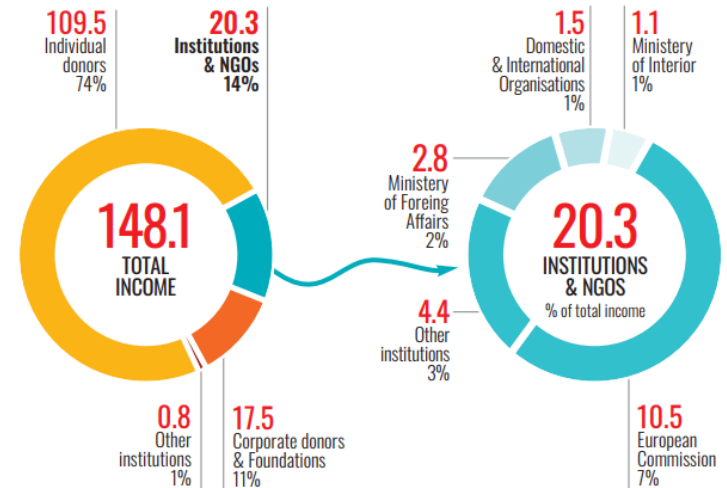
Income (3/3)

Overview on Institutions and other NGOs

In 2022, Save the Children Italia received €20.3M from organizations and institutions, equal to 14% of total revenues, of which €19.9M received for specific projects and services and €430K received from other organizations and not bound to specific projects.

Where funds come from

Million Euro and %



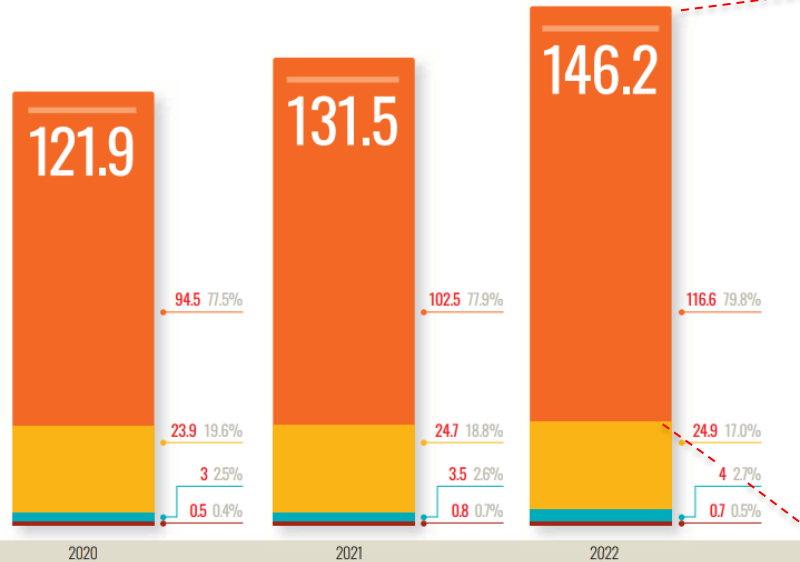
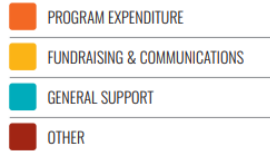
- In line with the progress made in previous years, we have consolidated our partnership with Organizations and Institutions, **recording a significant increase in revenues** compared to 2021 (+50% vs 2021).
- We have strengthened our partnership with **key and strategic institutional donors** such as the European Commission - DG DEVCO (Development Cooperation), NEAR (European Neighbourhood Policy And Enlargement Negotiations) and DG ECHO (European Civil Protection and Humanitarian Aid Operations) - the Italian Cooperation and Development Agency (AICS- Agenzia Italiana Cooperazione e Sviluppo) within the Italian Ministry of Foreign Affairs, the International Organization for Migration (IOM) and the French Ministry of Foreign Affairs.

Expenditure

How we spend funds

HOW WE SPEND FUNDS

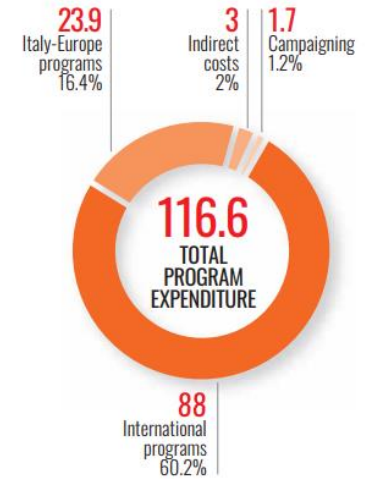
Million Euro
and %



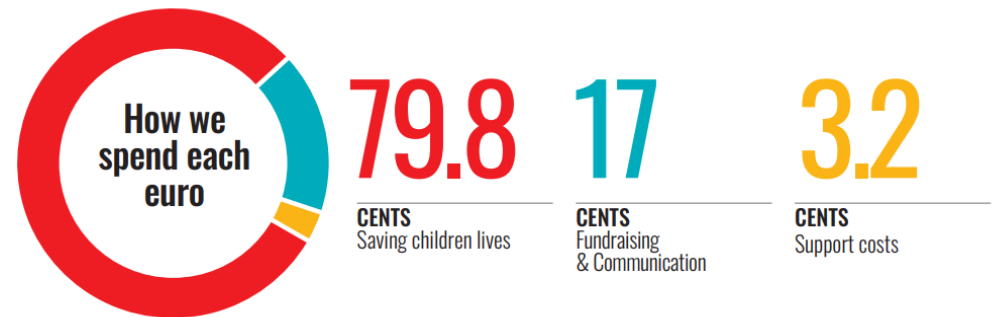
Difference between total income and expenditure were allocated to "reserves"

PROGRAM EXPENDITURE

Million Euro
and %



- The **organizational efficiency index** (*cost-ratio*: being the percentage of program expenditure over total expenditure) **improved by two percentage points to 79.8%** (vs 77.9% in 2021);
- **17%** (vs 18.8%) were allocated to **fundraising and communication**;
- **3.2%** was allocated to **admin and support costs** (vs 3.3% in 2021).



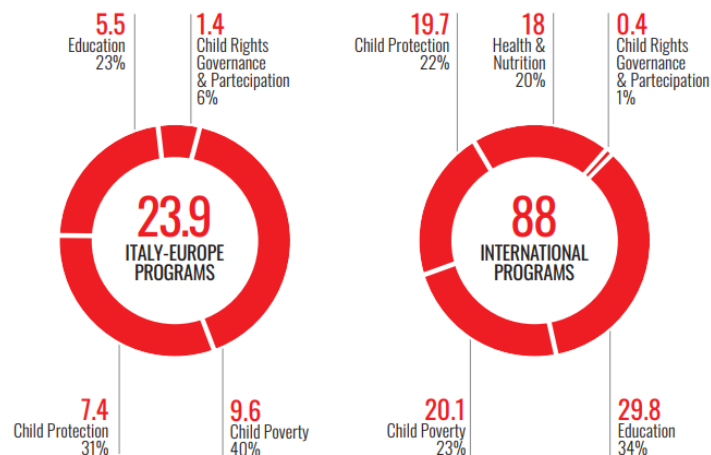
Our Action

By thematic and geographic areas

- Within **domestic programs**, projects aimed at fighting **child poverty** play a role of primary importance with 40% of resources allocated, followed by **protection projects** (31%) and **education** (23%).
- 34% of the resources for **international programs** were allocated to **education projects**, 23% to **protection** and 22% to interventions against **poverty**, while 20% of the funds went to health and nutrition area (+ 34% vs 2020)
- **33%** of fund were focused to **Sub-Saharan Africa**, with a significant presence in **Ethiopia** (€11.4M), **Malawi** (€5.6M) and **Uganda** (€5.3M).
- **21%** of funds supported projects in **Italy**.
- **11%** of funds were spent in **North Africa and the Middle East**, in particular **Egypt** (€5.2M). The funds allocated to **Asia** represent **17%** and were mainly used in **Afghanistan** (€4.8M), **Vietnam** (€4.1M) and **Nepal** (€3.7M).
- **10%** went to **Eastern and South-Eastern Europe**, in particular **Ukraine** (€5.2M) while **7%** went to **Central and South America**, mainly **Bolivia** (€3.8M).

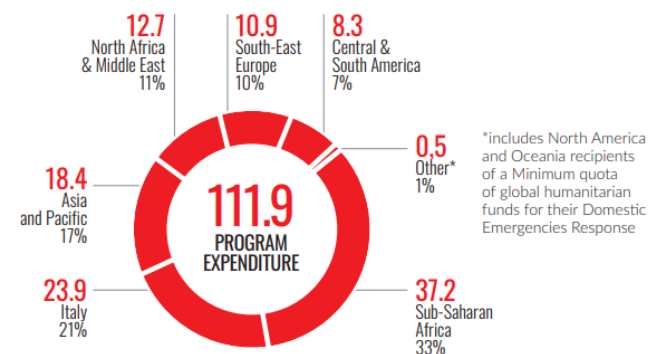
How we spend funds By thematic areas

Million Euro and%



How we spend funds By geographic areas

Million Euro and %



Our support to global movement

Save the Children Italia as part of the global movement

62
COUNTRIES

- 
- Afghanistan
 - Albania
 - Australia*
 - Bangladesh
 - Bolivia
 - Bosnia-Erzegovina
 - Burkina Faso
 - Cambogia
 - Colombia
 - Costa d'Avorio
 - Egitto
 - El Salvador
 - Etiopia
 - Filippine
 - Georgia
 - Giordania
 - Grecia
 - Guatemala
 - Haiti
 - India
 - Iraq
 - Italia
 - Kenya
 - Kosovo
 - Laos
 - Libano
 - Liberia
 - Lituania
 - Malawi
 - Mali
 - Mauritania
 - Mozambico
 - Myanmar
 - Nicaragua
 - Niger
 - Nigeria
 - Pakistan
 - Perù
 - Polonia
 - Repubblica Democratica del Congo
 - Ruanda
 - Senegal
 - Siria
 - Somalia
 - Sri Lanka
 - Sud Sudan
 - Sudafrica
 - Sudan
 - Tanzania
 - Territori Palestinesi Occupati
 - Thailandia
 - Nepal
 - Tunisia
 - Turchia
 - Ucraina
 - Uganda
 - USA*
 - Venezuela
 - Vietnam
 - Yemen
 - Zambia
 - Zimbabwe.

In 2022, Save the Children Italia supported the global movement in **62 countries**, providing technical expertise, funding, strategic support both for programs and advocacy, responding to the main humanitarian crisis and implementing innovative development projects. The 62 countries were funded by Save the Children Italia for the implementation of projects or benefitted from the support of the global funds (*Safe Back to School and Learning and Humanitarian Fund*) for a more efficient and impactful global action.

*Member countries that have received support from the Global Humanitarian Fund for Domestic Emergency Response.

€70,7M were invested to fund **156 projects in 30 countries**; over €17M were used to contribute to global funds, which allowed Save the Children Italia to contribute to **117 humanitarian responses** through the Humanitarian Fund and to invest in **29 projects** of Safe Back to School and Learning fund.

Our domestic Programs

Where we work and what we do

- Our **domestic work** counted **107 projects**. Thanks to the support of our **72 implementing partners**, we reached over **148,000 people throughout Italy** (+32.5% vs 2021), among whom over 110,000 (+45 vs 2021) are the most vulnerable children and adolescents in the country.
- Throughout our programs, during the year we have: ensured educational support in both school and out-of-school contexts to prevent and combat early school drop-out; assisted the most vulnerable or socio-economically disadvantaged families, with tailor-made interventions based on their specific needs; ensured protection to migrant children fleeing from areas affected by war or extreme poverty with our activities at the borders and in the big cities; promoted growth and integration paths for children with a difficult and often painful past. Finally, we have implemented interventions for children and adolescents who are victims of witnessed violence.



Our People

Transforming ourselves responds to the changing context

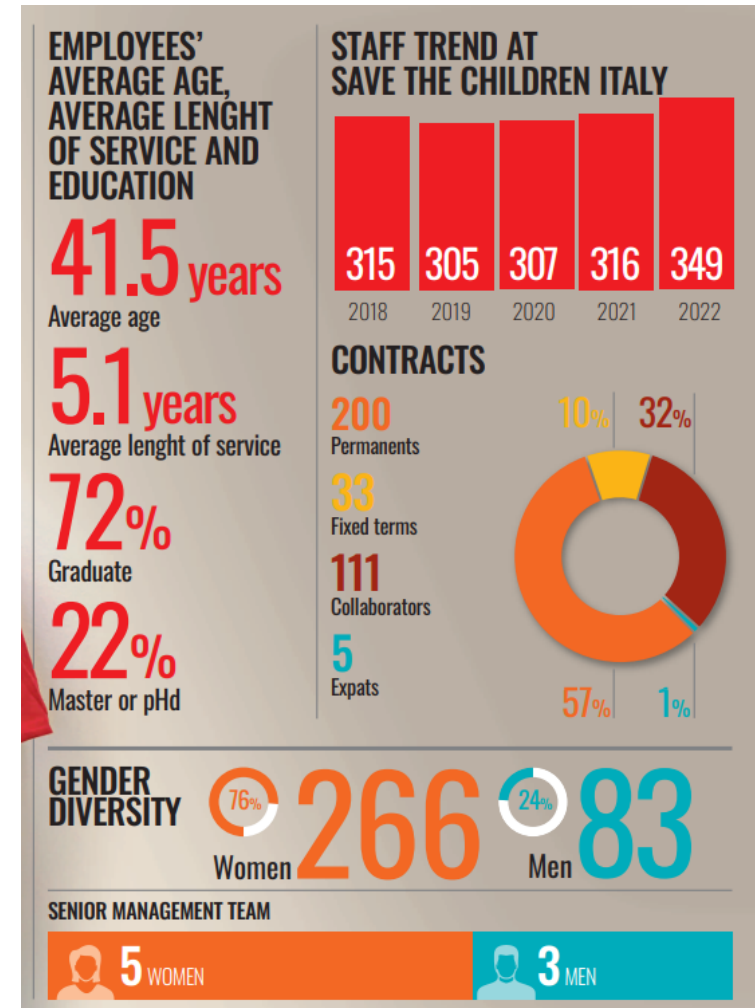
Last one was a year of consolidation and at the same time of great transformation in a rapidly changing context becoming increasingly complex.

Main initiatives:

- We have worked by focusing more and more on people, the beating heart of our community, investing in their **wellbeing**, their **professional growth**, by **innovative and flexible working methods**, focused on **recruitment of key roles** to achieve main goals and results.
- We have worked on **leadership**, the **sense of belonging** and on an increasingly transparent and timely **internal communication**.
- We have launched **projects of active participation** and consolidated **new formats** to maintain and strengthen the **value of relationship**. And we have supported people - and the Organization - in facing **new challenges** and the pursuit of our **increasingly ambitious and complex strategic objectives**.

OUR STAFF

349 people, high level of education, mainly women





Our Organisation cares about its employees **+10%** (vs 2020)

the data refers to the climate survey provided at the beginning of 2023 which also revealed, compared to the previous 2020 survey, an increase in the participation rate (84% ; +8%) and in the engagement score (83% ;+2 %)

The main measures of our 2022 Well-being Plan



1 ECONOMIC SUPPORT

- **Welfare Credit:** for all employees granted with a web platform to buy fringe and flexible benefits or available for refunds.
- **Increase in the value of ticket restaurants** for everyone regardless of the presence in the office.

2 PARENTING AND CAREGIVERS

- **50 parents participated in parenting workshops** for support and helpful advice through our experts.
- **11 days of smartworking** per month and total flexibility in the summer period during the school shutdown and ability to increase smartworking days during pregnancy.
- **3 extra paid leave hours** for the first day of school.
- **Additional days of paid parental leave** for fathers compared to those provided by law.

3 WELLNESS AND HEALTH

- **7 Mindfulness sessions.**
- **3 «Wellness Pills»** to share psychocorporeal functional techniques for relaxing and cope with stress.
- **Improving the worklife balance** thanks to new smart-working policy.
- **A blood-donation day** with AVIS volunteers.
- **Agreement with «psicologi in ascolto»** a psychologists team that offer profitable discounts and conditions for our staff.

Volunteers

Our network and key initiatives in 2022

4,735 volunteers in the database (+13.5% vs 2021), between regular (non-occasional) and occasional volunteers.

Those who carried out at least one action during the year were 1,467 and donated a **total of 45,496 hours** of their free time.

In particular, 1,073 people were involved as non-occasional volunteers (participating in activities or services that provide for a minimum continuity of at least 3 months) in our domestic programs in **3 main activities**: Volunteers for Education, support for other domestic programs and legal volunteering.

Types and hours of volunteer work



41,857
HOURS OF OCCASIONAL VOLUNTEER

FOR SAVE THE CHILDREN A NON-OCCASIONAL VOLUNTEER IS:

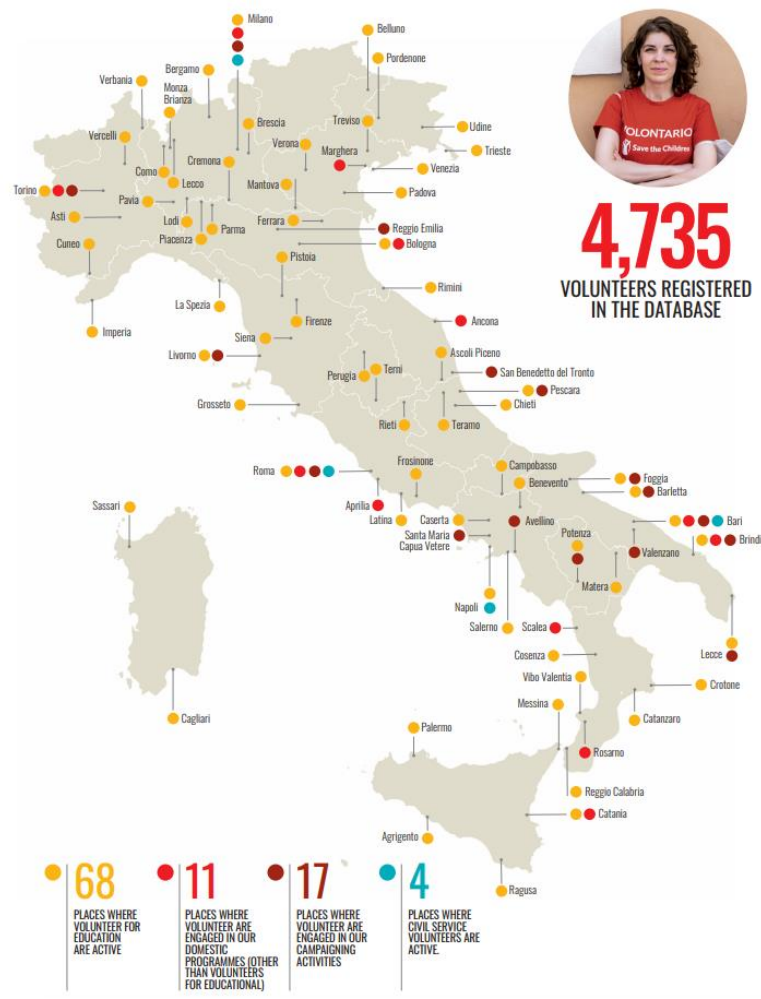
A volunteer involved in activities or services that provide for a minimum continuity of at least three months

3,639
HOURS OF NON-OCCASIONAL VOLUNTEERING

FOR SAVE THE CHILDREN A OCCASIONAL VOLUNTEER IS:

A volunteer involved in a single activity or service that not provide for a minimum continuity. Occasional volunteer can participate in several individual initiatives with a limited commitment

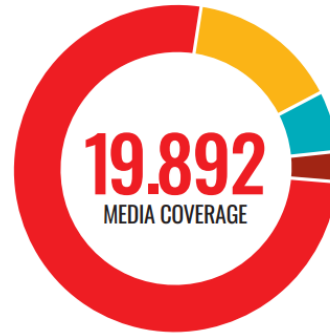
Volunteers network on the ground



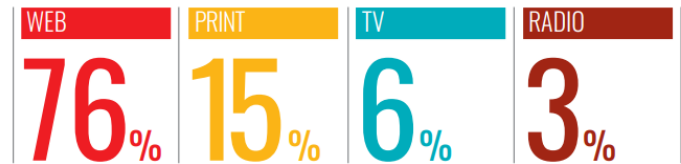
Communication

Media coverage and mobilization of digital channels

- The press reviews in 2022 totalled to **almost 20,000 average issues** (+6% vs 2021).
- A **significant presence in all types of media** was confirmed. In particular, large information sites and web spaces were one of the main assets of the 2022 media coverage to amplify the voice of children we met on the field.
- In 2022, **over 1.1 million total users** were mobilized (+9% vs 2021) by social networks. Almost **9 million unique visitors** went to our institutional website. Almost **3 million people** were reached by our blog, providing advice and useful information on topics such as education, health, psychological support.



2022 coverage by media



Digital technologies and Social networks at the core of our mission

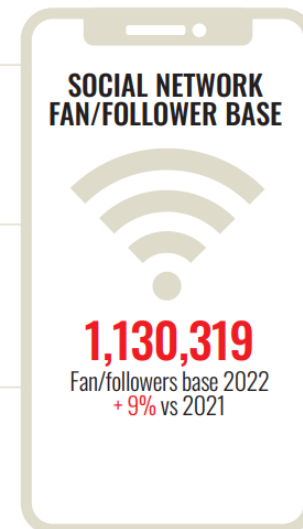
8,967,365
UNIQUE VISITORS
www.savethechildren.it



f
Facebook fan
605,527
+ 2.9% vs 2021

t
Twitter follower
341,926
= vs 2021

ig
Instagram follower
122,859
+ 13% vs 2021



in
LinkedIn follower
38,207
+ 28% vs 2021

tk
Tik tok follower
21,800

Annex– Financial Statements

Introduction

- The FY22 Financial Statements have been prepared in accordance with the Third sector Code, as well as in FY21. In particular, the Organization adopted the new Statements in accordance with the Decree n. 39/2020 and the OIC 35 – Accounting Standard for Third Sector Entities, issued in February 2022.
- The purpose of the new law and the Accounting Standard is to prescribe the criteria for the preparation of the Financial Statements of the Third Sector Entities, with particular regards to the presentation and disclosure of the Statements and the explanatory notes. It is worth clarifying that, in this transitional phase, several doubts related to the classification of some figures of the income and expenditures accounts still persist.
- In particular, the management reporting scheme is presented in opposing sections with separate evidence of the results of the following management areas: (i) General Interest Activities; (ii) Other Activities; (iii) Fundraising Activities; (iv) Financial and Patrimonial Activities and (v) General Support Activities. Within each management area, income is presented by 'type' (e.g. charitable donations, contributions from public and private entities) and no longer on the basis of the 'nature' of the donor or donation, while expenses are presented in greater detail by 'nature'.
- For a better representation of the economic and financial performance of the Organization, the Income and Expenditures Statements have been presented in accordance with both the new and the old schemes.

Annex – Financial Statements

Income and Expenditure Accounts - according to the new law (1/2)

Expenditure	2022	2021
A) Expenditures related to Institutional Activities		
1) Materials	1,761,429	1,574,509
2) Services	11,191,779	8,370,834
3) Lease and rental costs	783,272	641,912
4) Personnel	10,465,577	8,697,705
5) Depreciation and amortization	325,609	299,364
5 bis) write-downs of Intangible and Tangible Assets	-	-
7) Other operating expenses	99,583	187,187
8) Inventories at the beginning of the year	-	-
9) Provisions to restricted reserves allocated by institutional bodies	10,030,000	19,832,573
10) Use of restricted reserves allocated by institutional bodies	- 19,894,411	- 28,412,102
11) Costs for Program Implementation - Partners of the same network	92,578,977	82,748,109
12) Costs for Program Implementation - Other Partners	8,986,319	8,094,942
Total	116,328,134	102,035,032
B) Expenditures related to Other Activities		
1) Materials	16,983	3,544
2) Services	145,088	320,376
3) Lease and rental costs	-	4,488
4) Personnel	53,120	82,669
5) Depreciation and amortization	-	-
5 bis) write-downs of Intangible and Tangible Assets	-	-
6) Provisions to risk funds	-	-
7) Other operating expenses	-	-
8) Inventories at the beginning of the year	-	-
9) Costs for Program Implementation - Partners of the same network	90,000	34,580
Total	305,192	445,658

Income	2022	2021
A) Income from Institutional Activities		
1) Income from membership fees and contributions by the founding members		
2) Income from associates for institutional activities	182,673	
3) Income from associates for services rendered and supplies		
4) Donations	117,916,710	110,757,004
5) Income from "5 per mille"	5,961,963	6,008,246
6) Grants from private entities	3,922,462	2,659,009
8) Grants from public institutions	15,932,382	10,086,205
9) Income from public institutions related to Service Contracts		-
10) Other Income	6,152	37,308
11) Inventories at the end of the year		
12) Other grants	3,006,853	2,228,452
Total	146,929,196	131,776,224
Surplus/deficit from Institutional activities (+/-)	30,601,062	29,741,192
B) Income from Other Activities		
1) Income from associates for services rendered and supplies	-	-
2) Grants from private entities	189,170	187,415
3) Income from others for services rendered and supplies	-	-
4) Grants from public institutions	-	-
5) Income from public institutions related to Service Contracts	110,212	296,415
6) Other income	114,192	122,688
7) Inventories at the end of the year	-	-
Total	413,574	606,518
Surplus/deficit from Other activities (+/-)	108,382	160,860

Annex – Financial Statements

Income and Expenditure Account- according to the new law (2/2)

C) Expenditures related to Fundraising activities		
1) Expenditures related to regular Fundraising activities	23,663,189	23,911,046
2) Expenditures related to occasional Fundraising activities	59,577	43,667
3) Other expenditures	-	-
3 bis) Expenditures related to communicating activities	1,140,311	744,903
Total	24,863,077	24,699,615
D) Financial Expenses		
1) from bank accounts	-	-
2) from loans	-	86,329
3) from buildings	-	-
4) from other assets	2,164	-
5) Provisions to risk funds	-	-
6) other expenses	113,915	59,537
Total	116,079	145,866
E) General support expenses		
1) Materials	102,657	196,234
2) Services	1,125,529	814,907
3) Lease and rental costs	340,645	366,628
4) Personnel	2,108,704	1,772,176
5) Depreciation and amortization	223,499	252,484
5 bis) write-downs of Intangible and Tangible Assets	-	-
6) Provisions to risk funds	-	-
7) Other operating expenses	94,752	306,365
8) Provisions to restricted reserves allocated by third parties	-	-
9) Use of restricted reserves allocated by third parties	-	-
Total	3,995,785	3,708,794
Total Expenditures	145,608,267	131,034,965

C) Income related to Fundraising activities		
1) Income from regular Fundraising activities	-	-
2) Income from occasional Fundraising activities	330,039	432,657
3) Other Income	-	-
Total	330,039	432,657
Surplus/deficit from Fundraising activities (+/-)	- 24,533,038	- 24,266,958
D) Financial Income		
1) from bank accounts	209	211
2) from other investments	213,384	109,641
3) from buildings	-	-
4) from other assets	-	-
5) Other Income	22,305	3,406
Surplus/deficit from Financial activities (+/-)	235,899	113,258
E) General support Income		
1) Income from secondment of staff	49,060	57,445
2) Other Income	145,833	254,596
Total	194,893	312,041
Total Income	148,103,600	133,240,698
Surplus/deficit before taxes (+/-)	2,495,333	2,205,733
Taxes	561,667	498,132
Surplus/deficit (+/-)	1,933,666	1,707,601

Annex – Financial Statements

Income and Expenditure Account- old scheme

INCOME		
	2022	2021
1. INCOME FROM PRIVATE DONORS	127,052,867	119,032,781
1.1 Individual Donors	109,511,868	103,735,524
1.1.1 One-off donations	12,730,221	9,387,333
1.1.2 Regular Giving	80,491,863	77,422,699
1.1.3 Special gifts	1,898,492	1,818,105
1.1.4 Events	1,188,305	2,968,480
1.1.5 Major Donors & Legacy	7,241,023	6,130,661
1.1.6 "5 per mille"	5,961,963	6,008,246
1.2 Corporations and Foundations	17,540,999	15,297,257
1.2.1 Corporation and Foundation partnerships	16,323,874	14,620,693
1.2.2 Small and Medium Corporations and "Christmas" programme	1,217,125	676,564
2. GRANTS FROM INSTITUTIONS AND NGOs	20,255,427	13,233,544
2.1 European Commission	10,513,381	7,191,859
2.2 International/National Institutions	8,233,399	4,727,559
2.3 International/National NGOs	1,508,648	1,314,126
INCOMING RESOURCES FROM PRIVATE DONORS, INSTITUTIONS AND NGOs	147,308,295	132,266,325
3. COMMERCIAL INCOME	413,574	606,518
4. USE OF RESERVES	-	-
5. FINANCIAL INCOME	235,899	113,258
6. OTHER INCOMING RESOURCES	145,833	254,596
TOTAL INCOME	148,103,600	133,240,698

EXPENDITURE		
	2022	2021
1. PROGRAMS EXPENDITURE	116,633,326	102,480,690
1.1 International Programs	88,058,086	79,154,149
1.1.1 Education	29,848,812	31,271,992
1.1.2 Protection from abuse and exploitation	20,069,076	13,902,725
1.1.3 Health and nutrition	18,019,081	13,398,228
1.1.4 Child poverty	19,745,975	20,321,547
1.1.5 Child Rights Governance and Participation	375,143	259,657
1.2 Italy-Europe Programs	23,905,724	18,973,890
1.2.1 Education	5,519,621	5,404,154
1.2.2 Protection from abuse and exploitation	7,377,979	3,528,755
1.2.3 Health and nutrition	-	-
1.2.4 Child poverty	9,615,836	9,245,853
1.2.5 Child Rights Governance and Participation	1,392,287	795,128
1.3 Campaigning	1,690,784	1,498,126
1.4 Indirect costs	2,673,540	2,175,787
1.5 Commercial expenses	305,192	678,739
2. GOVERNANCE AND FUNDRAISING EXPENDITURE	28,858,387	28,190,045
2.1 Communication	1,149,628	745,323
2.2 Fundraising	23,713,448	23,954,292
2.3 General support	3,995,310	3,490,430
TOTAL OPERATING EXPENDITURE	145,491,712	130,670,735
3. FINANCIAL EXPENSES	113,915	145,866
4. OTHER EXPENSES	2,639	218,364
5. TAXES	561,667	498,132
TOTAL EXPENDITURE	146,169,934	131,533,097
NET BALANCE	1,933,666	1,707,601
PROGRAMS EXPENDITURE/TOTAL EXPENDITURE	79.8%	77.9%

Annex – Financial Statements

Balance Sheet

Assets	2022	2021
B) FIXED ASSETS		
I – Intangible assets		
4) Concessions, licenses, trademarks and rights	387,459	389,401
7) Other Intangible Assets	11,132,029	10,743,405
Total	11,519,488	11,132,806
II – Tangible assets		
4) Other Assets	212,005	253,792
Total	212,005	253,792
III – Financial assets (with separate indication of receivables due over 12 months)		
1) Investments in:		
c) other companies	5,577	5,577
d) from others	1,122,552	753,255
3) other bonds	5,597,727	5,908,491
Total	6,725,857	6,667,324
Total Fixed Assets	18,457,349	18,053,921
C) Current Assets		
II – Receivables (with separate indication of amounts due over 12 months)		
1) from customers	170,744	188,845
2) from associates and founding members	4,793,985	6,200,631
3) from public institutions	2,799,437	2,360,131
4) from private entities for grants	999,125	622,599
5) from entities of the same network	1,733	1,564,237
9) tax receivables	854	180,538
12) other receivables	3,831,426	3,026,435
Total	12,597,303	14,143,416
III – Short- term investments		
3) other bonds	4,882,275	3,916,636
Total	4,882,275	3,916,636
IV – Cash at bank and in hand:		
1) Cash at bank	13,430,340	16,368,561
2) Cheques in hand	19,360	69
3) Cash in hand	3,489	2,444
Total	13,453,188	16,371,074
Total current assets	30,932,766	34,431,126
D) accrued income and prepaid expenses	276,242	179,892
Total ASSETS	49,666,358	52,664,940

Liabilities	2022	2021
A) Equity and Reserves		
I – endowment fund	50,000	50,000
II – restricted reserves		
2) restricted reserves allocated by institutional bodies	10,030,899	19,895,310
3) restricted reserves allocated by third parties	267,277	100,000
4) other reserves	10,354,811	8,647,210
III - free reserves		
IV) net income for the period	1,933,666	1,707,601
Total	22,636,653	30,400,121
C) pension liability fund	3,070,471	2,591,375
D) payables, (with separate indication of amounts due over 12 months)		
4) payables to entities of the same network	338,821	934,701
7) payables to suppliers	9,595,715	7,562,629
9) tax payables	654,589	514,006
10) social security payables	897,114	672,173
11) payables to employees	815,750	717,531
12) other payables	11,064,706	9,264,145
Total	23,366,695	19,665,186
E) Accrued expenses and deferred income	592,539	8,258
Total LIABILITIES	49,666,358	52,664,940

THANK YOU



Save the Children